



District Report Card: 2017


State: West Bengal	District: Birbhum
Class: 5	Subject: Language
Schools: 61	Students: 1290


Participation/Coverage


Students

GENDER 	Boys		Girls	
	Number	%	Number	%
	614	47.60	676	52.40

AREA 	Rural		Urban	
	Number	%	Number	%
	1156	89.61	134	10.39

CATEGORY 	SC		ST		OBC		GEN	
	Number	%	Number	%	Number	%	Number	%
	374	28.99	159	12.33	119	9.22	638	49.46

CWSN 	LD	VI	HI	S&LD	ID	Oth
	1	4	1	2	1	9

Management 	Government		Government-aided	
	Number	%	Number	%
	732	56.74	558	43.26

Average Performance of Students in Language (%)

Overall	Gender		Area		Management		Social Group			
	Male	Female	Rural	Urban	Govt.	Aided	SC	ST	OBC	GEN
50.19	50.21	50.18	49.73	54.13	50.14	50.26	46.08	48.05	51.99	52.80

Performance on Learning Outcomes (LOs)

Learning Outcomes	Description	Average Performance(%)
L504	Reads and comprehends independently storybooks, news items/ headlines, advertisements etc.	45.38
L508	Reads text with comprehension, locates details and sequence of events	52.60

Range of Performance of Students who Answered Correctly							
Below 30%		30% - 50%		50% - 75%		Above 75%	
Number	%	Number	%	Number	%	Number	%
280	21.71	407	31.55	397	30.78	206	15.97

Lowest Performing Learning Outcomes (LOs)

- 1 - Reads and comprehends independently storybooks, news items/ headlines, advertisements etc. (45.38)
- 2 - Reads text with comprehension, locates details and sequence of events (52.60)